

# Djibouti

## Statistical Country Profile



Edition 01/2024

Publication date: 19 January 2024

Contact us:

[www.destatis.de/contact](http://www.destatis.de/contact)

Phone: +49 611 75 2405

© Federal Statistical Office of Germany (Destatis), 2024

Reproduction and distribution, also of parts, are permitted, provided that the source is mentioned.

## **Contents**

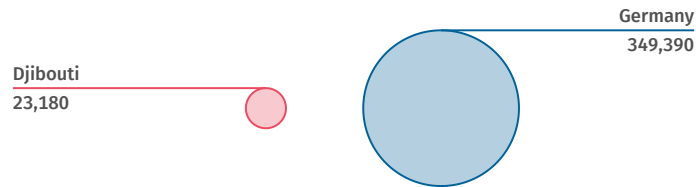
General information . . . . .	3
Economy and finance . . . . .	3
Population . . . . .	5
Health . . . . .	6
Education . . . . .	6
Labour force . . . . .	6
Living conditions . . . . .	8
Production . . . . .	8
Agriculture and forestry . . . . .	8
Foreign trade . . . . .	9
Transport . . . . .	11
Environment and energy . . . . .	11
Science, research, technology . . . . .	12
Sources . . . . .	12



## General information

Capital city <b>Djibouti</b>	Official language <b>Arabic, French</b>	Currency <b>Djiboutian Franc</b>
---------------------------------	--	-------------------------------------

### Land area in relation to Germany km<sup>2</sup>



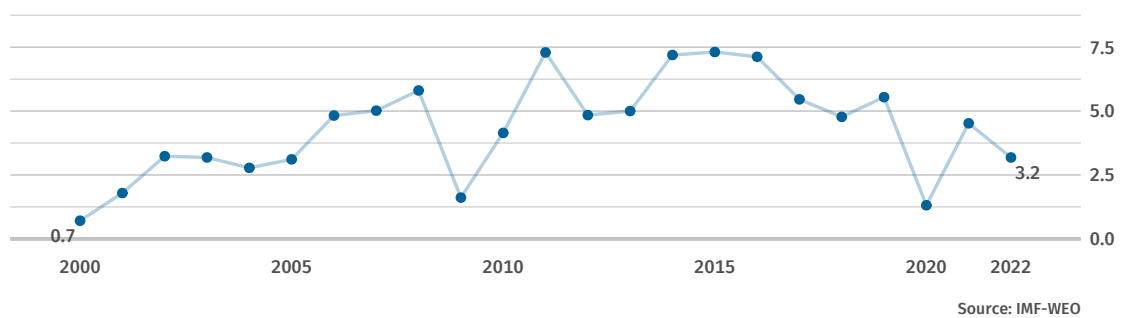
Source: WB-WDI



## Economy and finance

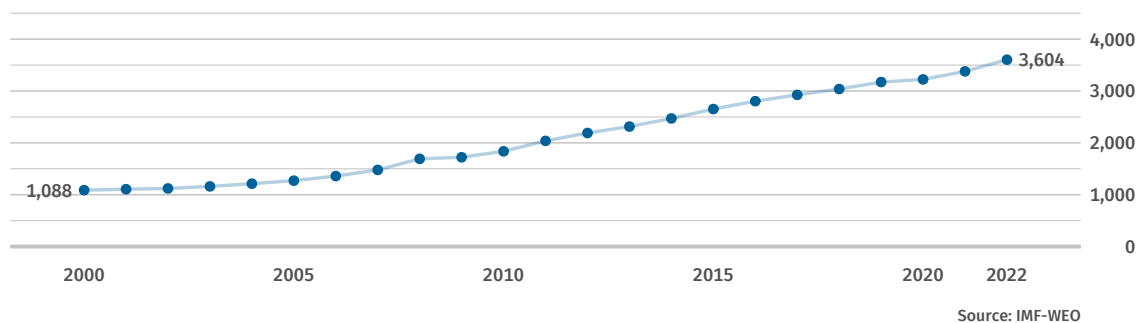
Gross domestic product (GDP), total bn US\$ <b>3.662</b> (2022) Source: IMF-WEO	GDP, real change % since 2000 <b>+163</b> (2022) Source: IMF-WEO*	GDP per capita US\$ <b>3,604</b> (2022) Source: IMF-WEO	GDP per capita internat. US\$ <b>6,502</b> (2022) Source: IMF-WEO
---	---	---	---

### Gross domestic product, real change % on previous year



Source: IMF-WEO

### Gross domestic product per capita US\$



Source: IMF-WEO

Inflation rate  
(change of consumer price index)  
% on previous year

**+5.2**  
(2022)

Source: IMF-IFS

General government gross debt

% of GDP  
**40.4**  
(2022)

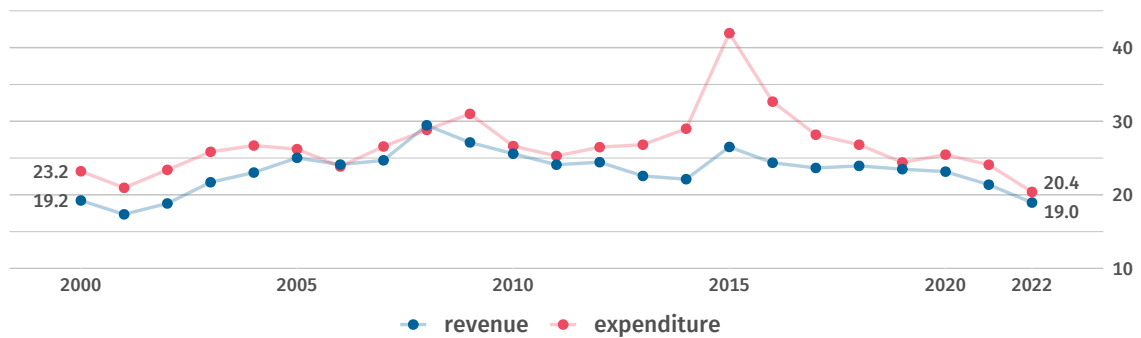
Source: IMF-WEO

General government net lending / borrowing

% of GDP  
**-1.4**  
(2022)

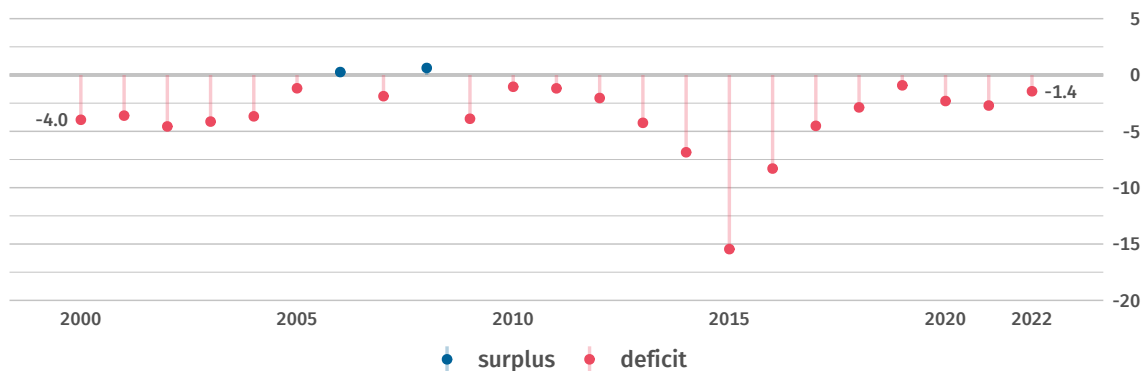
Source: IMF-WEO

### General government revenue and expenditure % of GDP



Source: IMF-WEO

### General government net lending / borrowing % of GDP



Source: IMF-WEO

Foreign direct investment (FDI):  
inward stocks

bn US\$  
**1.988**  
(2020)

Source: UNCTAD

Foreign direct investment (FDI):  
outward stocks

bn US\$  
**No data**

Source: UNCTAD

Foreign direct investment (FDI):  
net flow, inward

bn US\$  
**0.191**  
(2022)

Source: UNCTAD

Foreign direct investment (FDI):  
net flow, outward

bn US\$  
**No data**

Source: UNCTAD

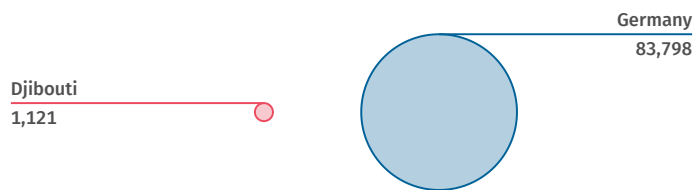


## Population

<p>Population total</p> <p>1,000</p> <p><b>1,121</b></p> <p>(2022)</p> <p>Source: WB-WDI</p>	<p>Population density</p> <p>inhabitants per km<sup>2</sup></p> <p><b>48</b></p> <p>(2021)</p> <p>Source: WB-WDI</p>	<p>Life expectancy at birth (women)</p> <p>years</p> <p><b>65.0</b></p> <p>(2021)</p> <p>Source: WB-WDI</p>	<p>Life expectancy at birth (men)</p> <p>years</p> <p><b>59.7</b></p> <p>(2021)</p> <p>Source: WB-WDI</p>
--	--	---	---

### Population in relation to Germany 2022

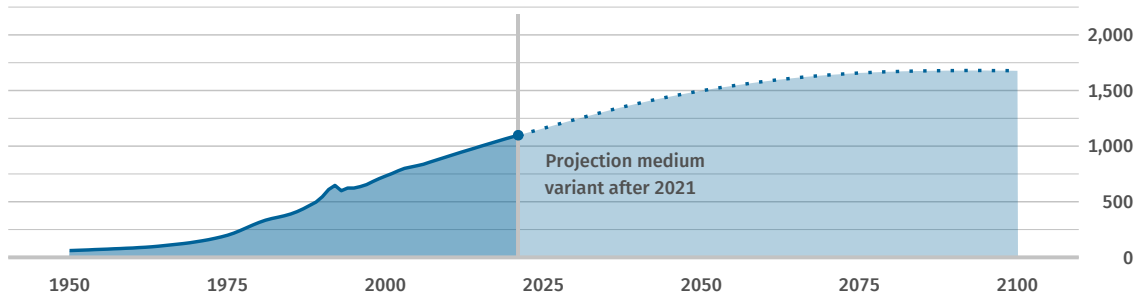
1,000



Source: WB-WDI

### Population

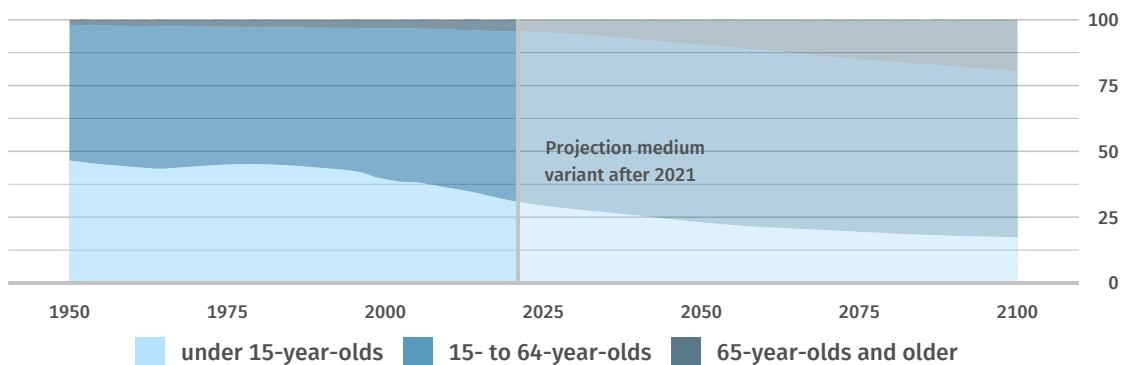
1,000



Source: UN-POP

### Population by age group

proportion, %



Source: UN-POP

## Health

<p>Practising physicians per 1,000 inhabitants</p> <p><b>0.2</b> (2014) Source: WHO</p>	<p>Hospital beds per 1,000 inhabitants</p> <p><b>1.4</b> (2017) Source: WHO</p>	<p>Prevalence of raised blood pressure %</p> <p><b>26.8</b> (2015) Source: WHO</p>	<p>Prevalence of obesity (BMI &gt;= 30) %</p> <p><b>13.5</b> (2016) Source: WHO</p>
---	---	--	---

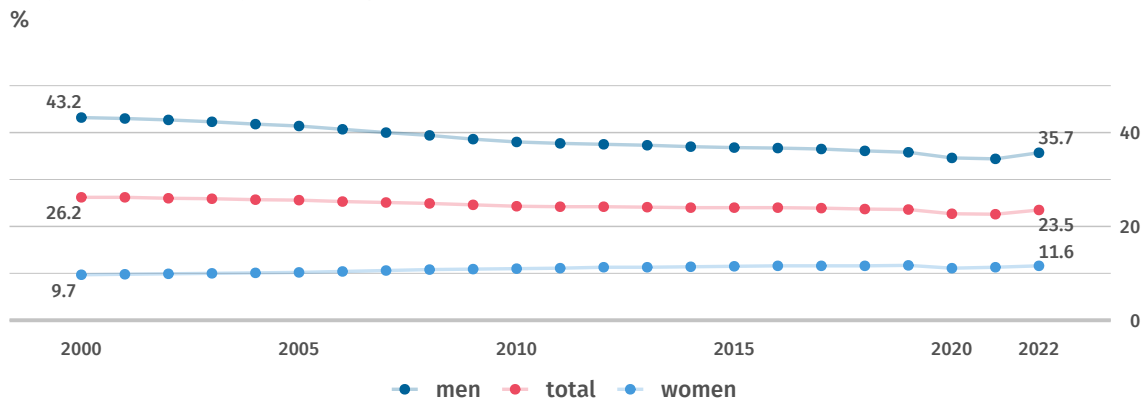
## Education

<p>Government expenditure on education % of GDP</p> <p><b>3.6</b> (2018) Source: UNESCO</p>	<p>Pupil-teacher ratio (primary education) number</p> <p><b>28.9</b> (2021) Source: UNESCO</p>	<p>Pupil-teacher ratio (secondary education) number</p> <p><b>21.0</b> (2021) Source: UNESCO</p>	<p>Students (tertiary education) per 100,000 inhabitants</p> <p><b>551</b> (2011) Source: UNESCO*</p>
---	--	--	---

## Labour force

<p>Employment rate (persons aged 15+) %</p> <p><b>23.5</b> (2022) Source: ILOSTAT</p>	<p>Labour force (persons aged 15+) 1,000</p> <p><b>250</b> (2022) Source: ILOSTAT</p>	<p>Labour force participation rate (persons aged 15+) %</p> <p><b>32.0</b> (2022) Source: ILOSTAT</p>	<p>Self-employment (persons aged 15+) %</p> <p><b>52.9</b> (2022) Source: ILOSTAT</p>
---	---	---	---


### Employment rate (persons aged 15+)



### Employment and gross value added by sector 2021

%

#### Employment



#### Gross value added



■ agriculture, forestry, fisheries ■ industry ■ services

Source employment: ILOSTAT  
Source gross value added: UNSD

Unemployment rate  
(persons aged 15+)  
%

**26.7**  
(2022)

Source: ILOSTAT

Unemployment rate  
(persons aged 15 to 24)  
%

**77.1**  
(2022)

Source: ILOSTAT

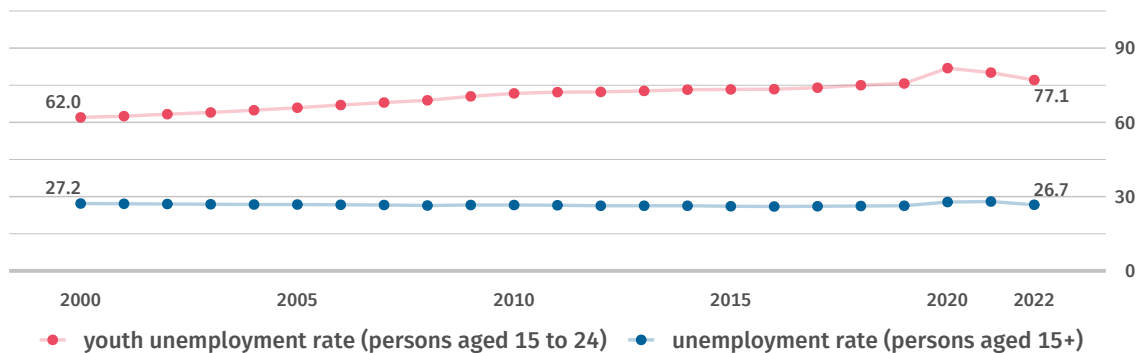
Long-term unemployment rate  
(persons aged 15+)  
% of unemployed persons

**71.4**  
(2017)

Source: ILOSTAT

### Unemployment rate and youth unemployment rate

%



● youth unemployment rate (persons aged 15 to 24) ● unemployment rate (persons aged 15+)

Source: ILOSTAT



## Living conditions

Human Development Index (HDI)

value (0 low to 1 high)

**0.509**

(2021)

Source: UNDP

Human Development Index (HDI)

rank (of 191 countries)

**171**

(2021)

Source: UNDP

Income distribution: Gini coefficient

value (0 to 100; 0=equal distribution)

**41.6**

(2017)

Source: WB-WDI



## Production

Index of industrial production

2010=100

No data

Source: IMF-IFS



## Agriculture and forestry

Change of agricultural production

% since 2000

**+27**

(2021)

Source: FAO\*

Agricultural land

% of land area

**73.5**

(2021)

Source: FAO\*

Forest area

% of land area

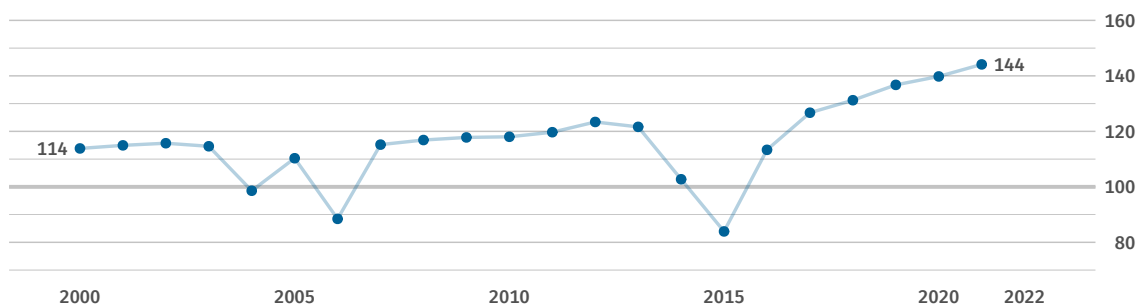
**0.3**

(2021)

Source: FAO\*

Index of agricultural production

2014 to 2016 = 100



Source: FAO



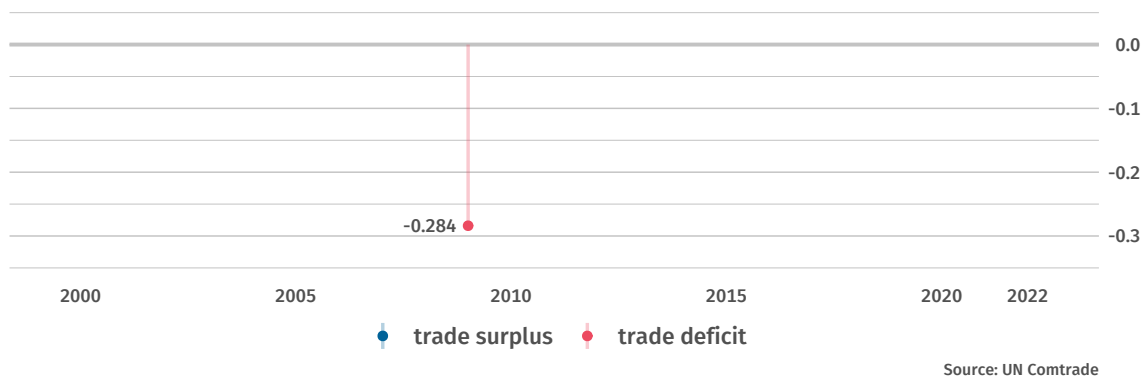
 **Foreign trade**

<p>Export of goods bn US\$ <b>0.364</b> (2009) Source: UN Comtrade</p>	<p>Import of goods bn US\$ <b>0.648</b> (2009) Source: UN Comtrade</p>	<p>Trade balance, goods bn US\$ <b>-0.284</b> (2009) Source: UN Comtrade*</p>
--	--	---

**Export and import of goods**  
bn US\$

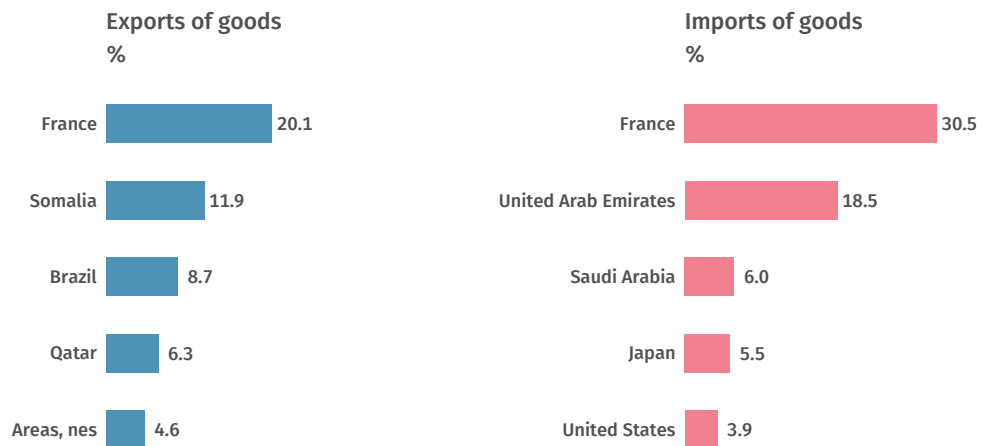


**Foreign trade balance**  
bn US\$

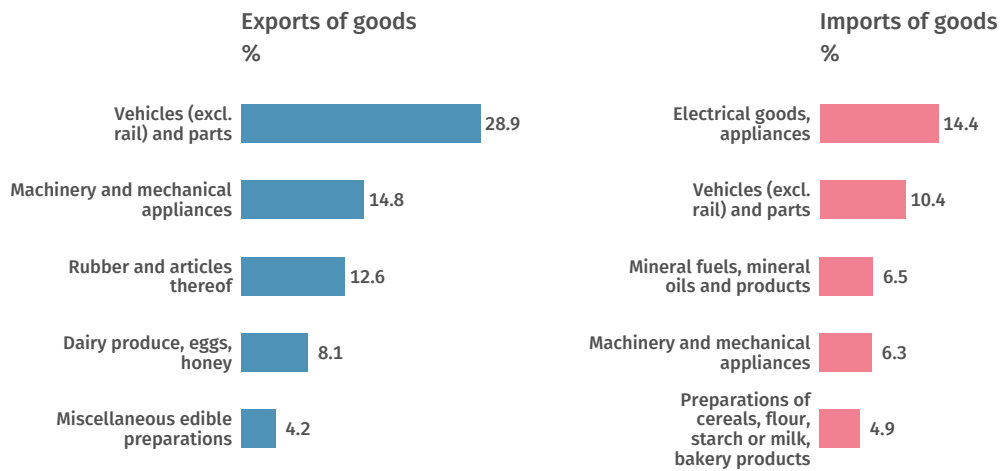


<p>Goods exported to Germany mn US\$ <b>0.1</b> (2009) Source: UN Comtrade</p>	<p>Goods exported to Germany % of all goods exported <b>0.0</b> (2009) Source: UN Comtrade*</p>	<p>Goods imported from Germany mn US\$ <b>1.9</b> (2009) Source: UN Comtrade</p>	<p>Goods imported from Germany % of all goods imported <b>0.3</b> (2009) Source: UN Comtrade*</p>
--	---	--	---

### Main trading partners 2009



### Main commodities traded 2009



Source: UN Comtrade\*

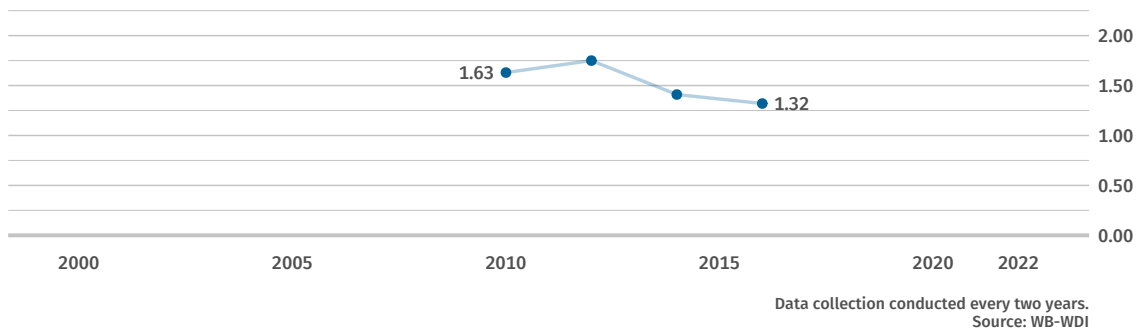
Classification of commodities: Harmonized Commodity Description and Coding Systems (HS2).



## Transport

<p>Passenger cars per 1,000 inhabitants</p> <p><b>No data</b></p> <p>Source: OICA*</p>	<p>Total rail network km per 1 mn inhabitants</p> <p><b>997</b> (2005)</p> <p>Source: WB-WDI*</p>	<p>Air transport, passengers per 1,000 inhabitants</p> <p><b>No data</b></p> <p>Source: WB-WDI*</p>
--	---	---

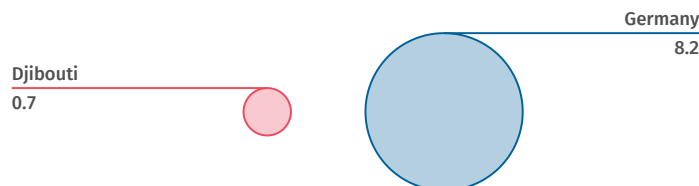
### Gasoline price at the pump US\$ per litre



## Environment and energy

<p>Carbon dioxide emissions tonnes per capita</p> <p><b>0.7</b> (2022)</p> <p>Source: EDGAR</p>	<p>Total primary energy supply kg oil equivalent per capita</p> <p><b>165</b> (2007)</p> <p>Source: WB-WDI</p>	<p>Gross electricity consumption kWh per capita</p> <p><b>No data</b></p> <p>Source: WB-WDI</p>	<p>Renewable energy % of total final energy consumption</p> <p><b>30.9</b> (2021)</p> <p>Source: WB-WDI</p>
---	--	---	---

### Carbon dioxide emissions in relation to Germany 2022 tonnes per capita



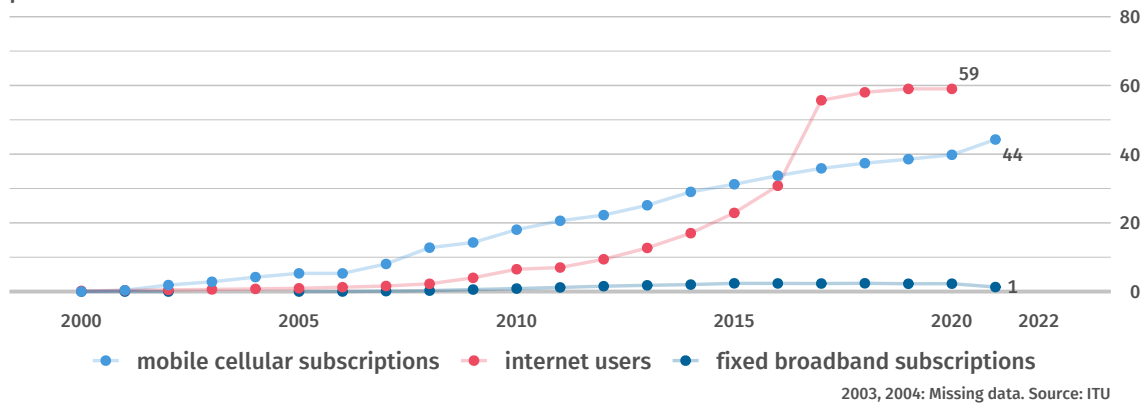
Source: EDGAR



## Science, research, technology

<p>Gross domestic expenditure on R&amp;D % of GDP <b>No data</b></p> <p>Source: UNESCO</p>	<p>Researchers per 1 mn inhabitants <b>No data</b></p> <p>Source: UNESCO</p>	<p>Resident patent applications per 1 mn inhabitants <b>3</b> (2021)</p> <p>Source: WIPO</p>
--	--	--

### Dissemination of modern communication technology per 100 inhabitants



## Sources

EDGAR	Emissions Database for Global Atmospheric Research, European Commission
FAO	United Nations, Food and Agricultural Organization
ILOSTAT	International Labour Organization, ILOSTAT - Database
IMF-IFS	International Monetary Fund, International Financial Statistics
IMF-WEO	International Monetary Fund, World Economic Outlook
ITU	United Nations, International Telecommunication Union
OICA	International Organization of Motor Vehicle Manufacturers
UN Comtrade	United Nations, Comtrade Database
UNCTAD	United Nations, Conference on Trade and Development
UNDP	United Nations Development Programme
UNESCO	United Nations, Educational, Scientific and Cultural Organization
UNPOP	United Nations, Population Division
UNSD	United Nations, Statistics Division
WB-WDI	World Bank, World Development Indicators
WHO	World Health Organization, Global Health Observatory
WIPO	World Intellectual Property Organization

\* Own calculations based on the original data source.

©nanoline icons by vuuuds + Caviar-Premium Icons by Neway Lau, CreativMarket / own adaptation

Statistical country profiles on all UN Member States: [www.destatis.de/countryprofiles](http://www.destatis.de/countryprofiles)