

# Montenegro

## Statistical Country Profile



Edition 08/2024

Publication date: 05 August 2024

Contact us: [www.destatis.de/contact](http://www.destatis.de/contact)  
Phone: +49 611 75 2405

## **Contents**

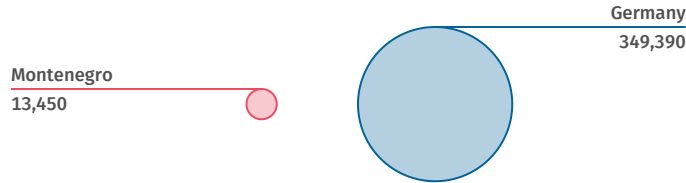
General information . . . . .	3
Economy and finance . . . . .	3
Population . . . . .	5
Health . . . . .	7
Education . . . . .	7
Labour force . . . . .	7
Living conditions . . . . .	9
Manufacturing . . . . .	9
Agriculture and forestry . . . . .	9
Foreign trade . . . . .	10
Transport . . . . .	12
Environment and energy . . . . .	12
Science, research and technology . . . . .	13
Sources . . . . .	13



## General information

Capital city <b>Podgorica</b>	Official language <b>Montenegrin</b>	Currency <b>Euro</b>
----------------------------------	---	-------------------------

Land area in relation to Germany  
km<sup>2</sup>



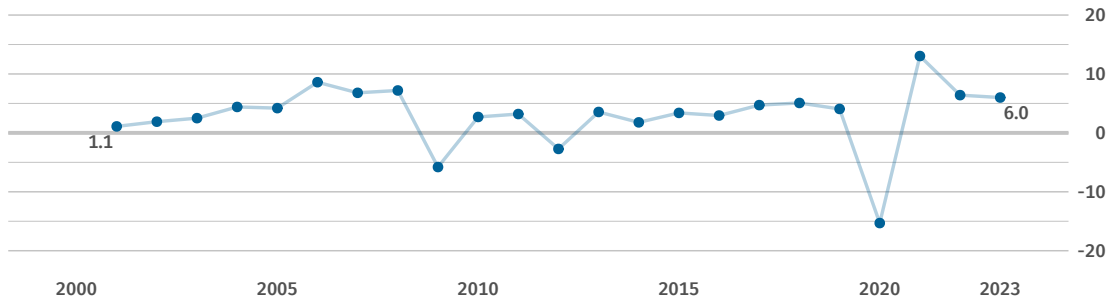
Source: WB-WDI



## Economy and finance

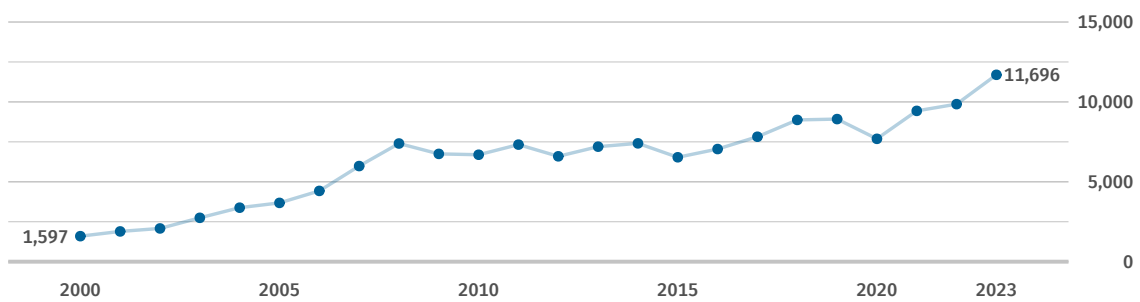
Gross domestic product (GDP), total bn US\$ <b>7.406</b> (2023) Source: IMF-WEO	GDP, real change % since 2000 <b>+92</b> (2023) Source: IMF-WEO*	GDP per capita US\$ <b>11,696</b> (2023) Source: IMF-WEO	GDP per capita internat. US\$ <b>27,964</b> (2023) Source: IMF-WEO
---	--	--	--

Gross domestic product, real change  
% on previous year



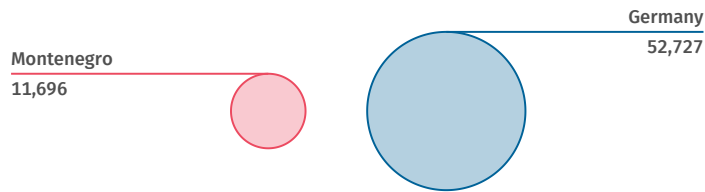
Source: IMF-WEO

Gross domestic product per capita  
US\$



Source: IMF-WEO

### Gross domestic product per capita in relation to Germany, 2023 US\$



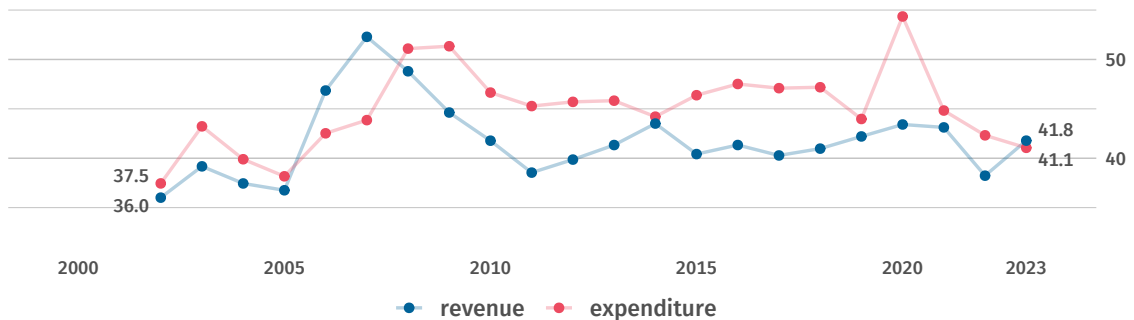
Source: IMF-WEO

Inflation rate  
(change of consumer price index)  
% on previous year  
**+8.6**  
(2023)  
Source: IMF-IFS

General government gross debt  
% of GDP  
**61.5**  
(2023)  
Source: IMF-WEO

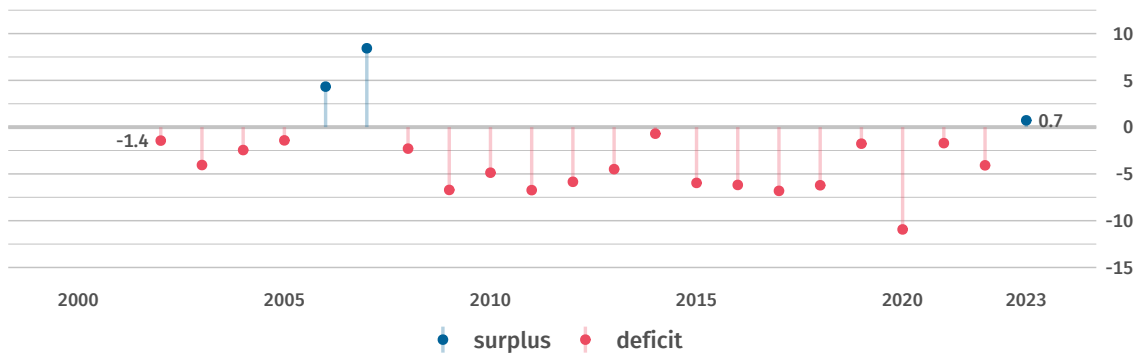
General government net lending / borrowing  
% of GDP  
**+0.7**  
(2023)  
Source: IMF-WEO

### General government revenue and expenditure % of GDP



Source: IMF-WEO

### General government net lending / borrowing % of GDP



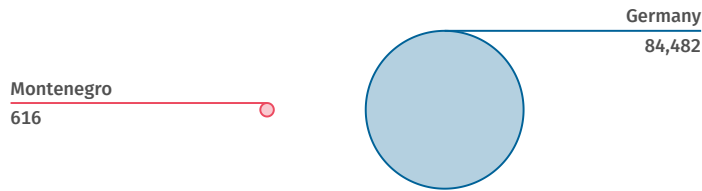
Source: IMF-WEO

Foreign direct investment (FDI): inward stocks bn US\$ <b>5.681</b> (2022) Source: UNCTAD	Foreign direct investment (FDI): outward stocks bn US\$ <b>0.215</b> (2022) Source: UNCTAD	Foreign direct investment (FDI): net flow, inward bn US\$ <b>0.877</b> (2022) Source: UNCTAD	Foreign direct investment (FDI): net flow, outward bn US\$ <b>0.053</b> (2022) Source: UNCTAD
---	--	--	---

 **Population**

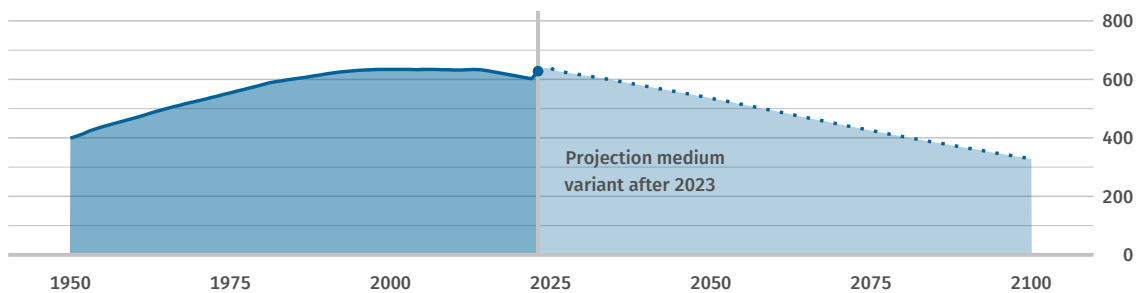
Population total 1,000 <b>616</b> (2023) Source: WB-WDI	Population density inhabitants per km <sup>2</sup> <b>46</b> (2021) Source: WB-WDI	Life expectancy at birth (women) years <b>78.8</b> (2022) Source: WB-WDI	Life expectancy at birth (men) years <b>73.7</b> (2022) Source: WB-WDI
---	--	--	--

**Population in relation to Germany, 2023**  
1,000



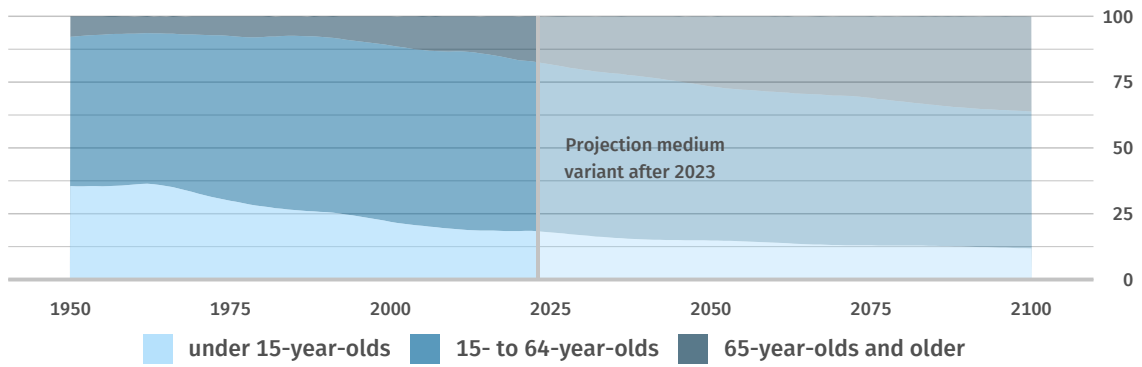
Source: WB-WDI

**Population**  
1,000



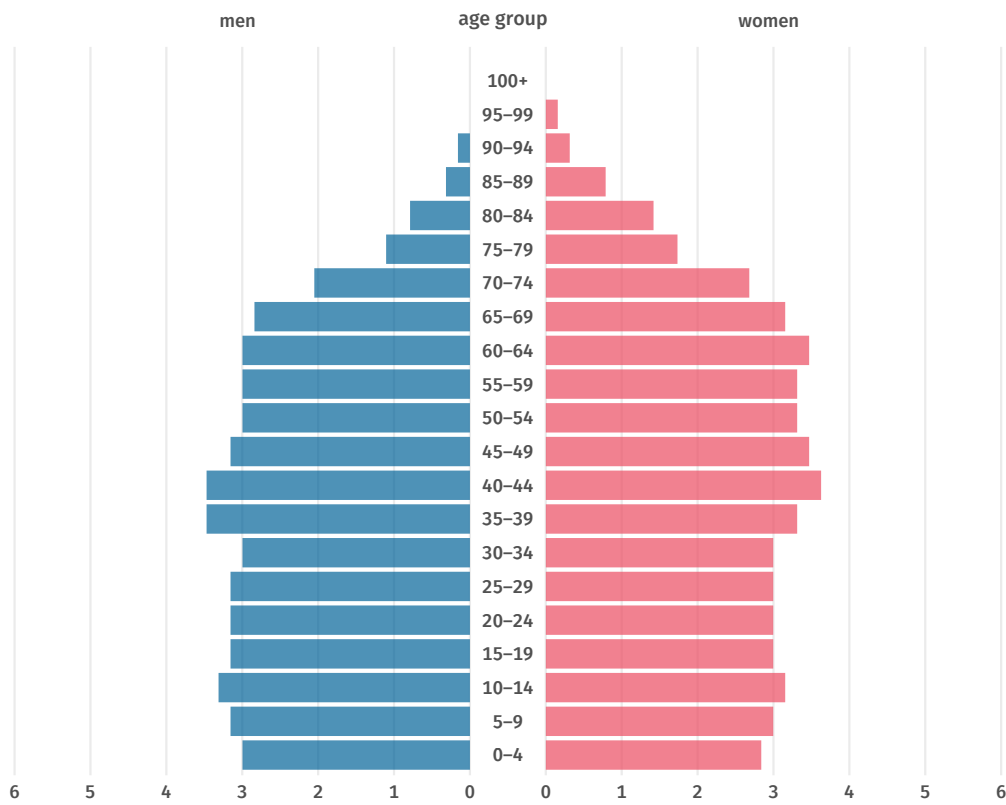
Source: UN-POP

### Population by age group proportion, %



Source: UN-POP

### Population pyramid, 2023 % of total population



Source: UN-POP



## Health

<p>Practising physicians per 1,000 inhabitants</p> <p><b>2.8</b> (2022) Source: WHO</p>	<p>Hospital beds per 1,000 inhabitants</p> <p><b>3.8</b> (2020) Source: WHO</p>	<p>Prevalence of raised blood pressure %</p> <p><b>34.8</b> (2019) Source: WHO</p>	<p>Prevalence of obesity (BMI &gt;= 30) %</p> <p><b>18.0</b> (2022) Source: WHO</p>
---	---	--	---



## Education

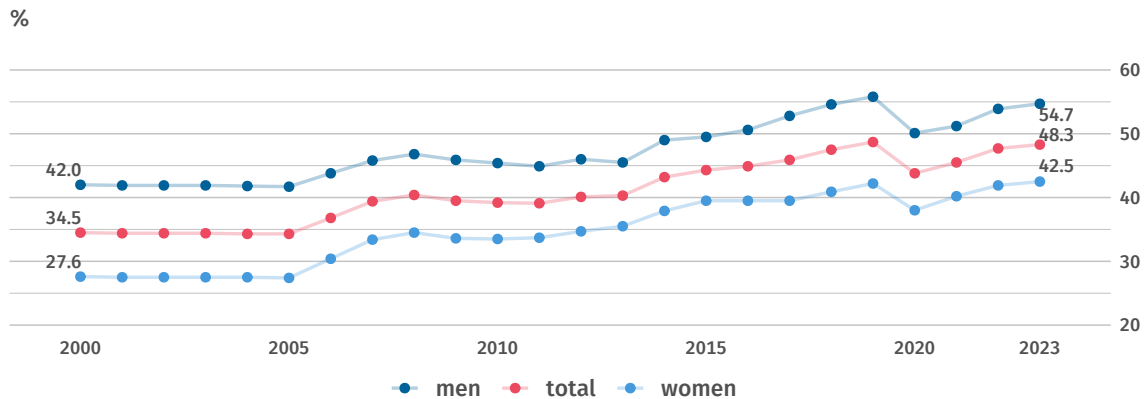
<p>Government expenditure on education % of GDP</p> <p><b>No data</b></p> <p>Source: UNESCO</p>	<p>Pupil-teacher ratio (primary education) number</p> <p><b>No data</b></p> <p>Source: UNESCO</p>	<p>Pupil-teacher ratio (secondary education) number</p> <p><b>No data</b></p> <p>Source: UNESCO</p>	<p>Students (tertiary education) per 100,000 inhabitants</p> <p><b>3,651</b> (2019) Source: UNESCO*</p>
---	---	---	---



## Labour force

<p>Employment rate (persons aged 15+) %</p> <p><b>48.3</b> (2023) Source: ILOSTAT</p>	<p>Labour force (persons aged 15+) 1,000</p> <p><b>290</b> (2023) Source: ILOSTAT</p>	<p>Labour force participation rate (persons aged 15+) %</p> <p><b>56.5</b> (2023) Source: ILOSTAT</p>	<p>Self-employment (persons aged 15+) %</p> <p><b>21.1</b> (2022) Source: ILOSTAT</p>
---	---	---	---

### Employment rate (persons aged 15+)



Source: ILOSTAT

### Employment and gross value added by sector, 2021

%

#### Employment



#### Gross value added



■ agriculture, forestry, fisheries ■ industry ■ services

Source for employment: ILOSTAT  
Source for gross value added: UNSD

Unemployment rate  
(persons aged 15+)  
%

**14.4**  
(2023)

Source: ILOSTAT

Unemployment rate  
(persons aged 15 to 24)  
%

**27.1**  
(2023)

Source: ILOSTAT

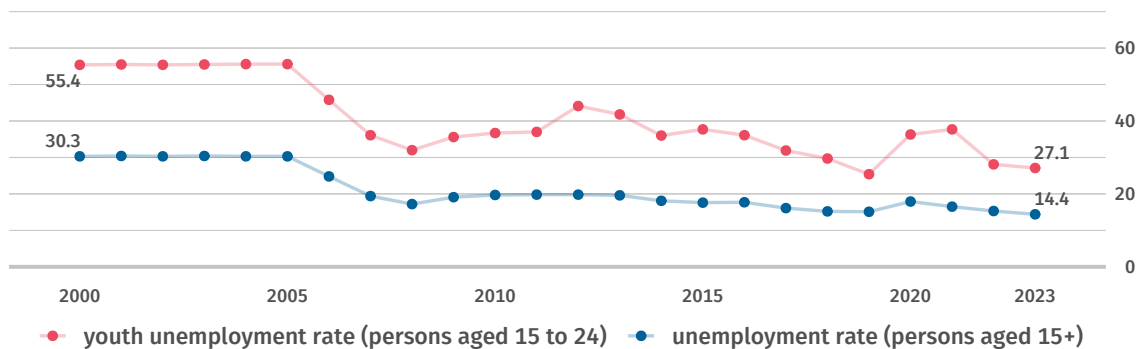
Long-term unemployment rate  
(persons aged 15+)  
% of unemployed persons

**76.6**  
(2020)

Source: ILOSTAT

### Unemployment rate and youth unemployment rate

%



● youth unemployment rate (persons aged 15 to 24) ● unemployment rate (persons aged 15+)

Source: ILOSTAT





## Living conditions

Human Development Index (HDI)

value (0 low to 1 high)

**0.844**

(2022)

Source: UNDP

Human Development Index (HDI)

rank (of 193 countries)

**50**

(2022)

Source: UNDP

Income distribution: Gini coefficient

value (0 to 100; 0=equal distribution)

**34.3**

(2021)

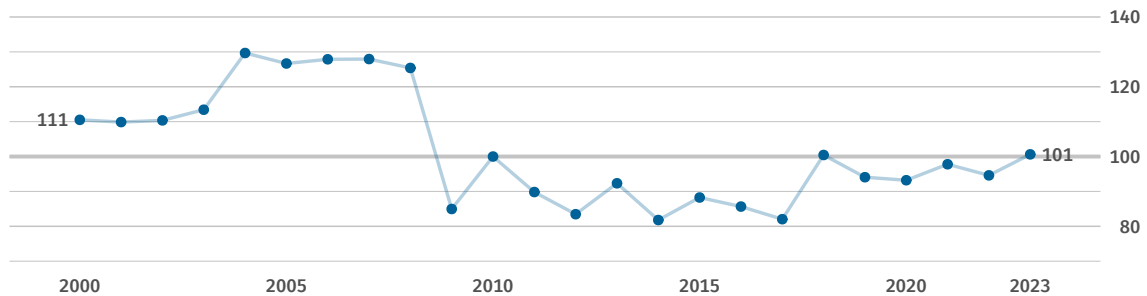
Source: WB-WDI



## Manufacturing

Index of industrial production

2010=100



Source: IMF-IFS



## Agriculture and forestry

Change in agricultural production

% since 2000

**No data**

Source: FAO\*

Agricultural land

% of land area

**19.0**

(2021)

Source: FAO\*

Forest area

% of land area

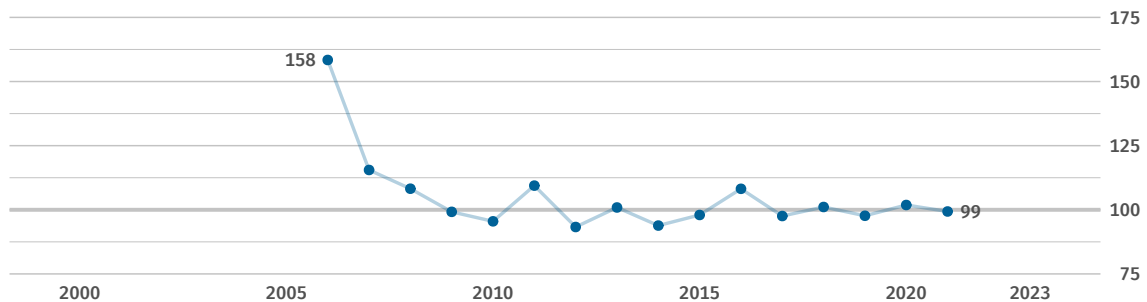
**61.5**

(2021)

Source: FAO\*

Index of agricultural production

2014 to 2016 = 100



Source: FAO



## Foreign trade

### Export of goods

bn US\$  
**0.736**  
(2022)

Source: UN Comtrade

### Import of goods

bn US\$  
**3.722**  
(2022)

Source: UN Comtrade

### Trade balance, goods

bn US\$  
**-2.986**  
(2022)

Source: UN Comtrade\*

### Export and import of goods

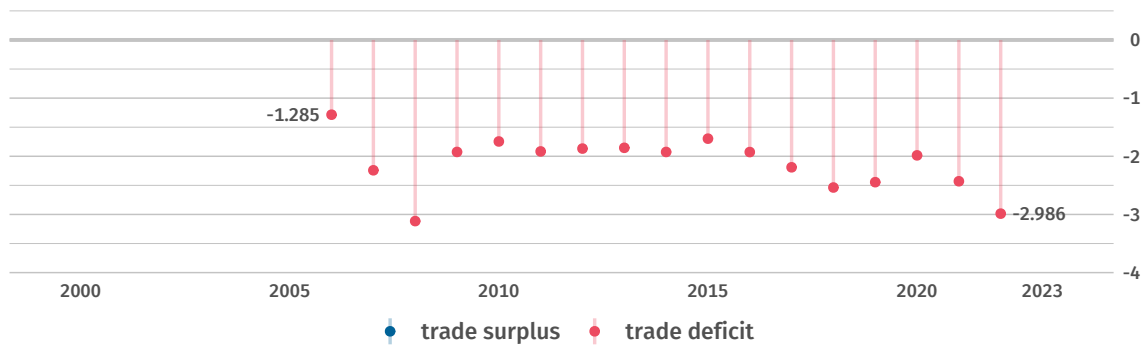
bn US\$



Source: UN Comtrade

### Foreign trade balance

bn US\$



Source: UN Comtrade

### Goods exported to Germany

mn US\$  
**21.0**  
(2022)

Source: UN Comtrade

### Goods exported to Germany

% of all goods exported  
**2.8**  
(2022)

Source: UN Comtrade\*

### Goods imported from Germany

mn US\$  
**286**  
(2022)

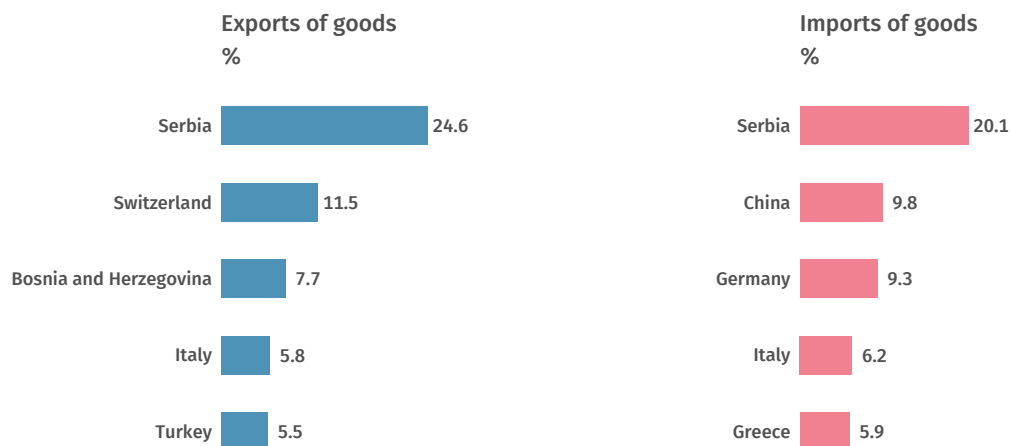
Source: UN Comtrade

### Goods imported from Germany

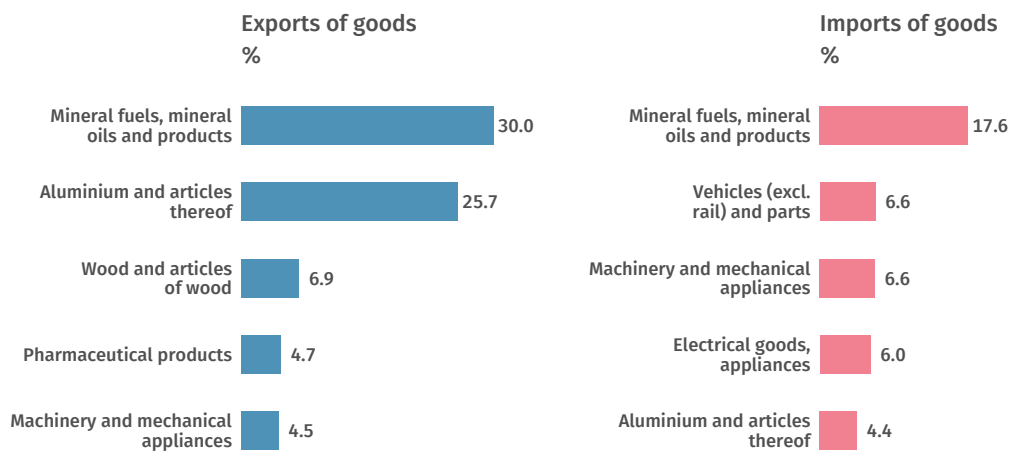
% of all goods imported  
**7.7**  
(2022)

Source: UN Comtrade\*

### Main trading partners, 2022



### Main commodities traded, 2022



Source: UN Comtrade\*

Classification of commodities: Harmonized Commodity Description and Coding Systems (HS2).

## **Transport**

Passenger cars per 1,000 inhabitants <b>No data</b> Source: OICA*	Total rail network km per 1 mn inhabitants <b>402</b> (2019) Source: WB-WDI*	Air transport, passengers per 1,000 inhabitants <b>3</b> (2021) Source: WB-WDI*
--	--	---

### Pump price for gasoline in relation to Germany US\$ per litre



Source: GPP, 2024-07-29

## **Environment and energy**

Carbon dioxide emissions tonnes per capita <b>4.2</b> (2021) Source: EDGAR	Total primary energy supply kg oil equivalent per capita <b>1,538</b> (2014) Source: WB-WDI	Gross electricity consumption kWh per capita <b>4,612</b> (2014) Source: WB-WDI	Renewable energy % of total final energy consumption <b>39.6</b> (2021) Source: WB-WDI
--	---	---	--

### Carbon dioxide emissions in relation to Germany, tonnes per capita

No data

Source: EDGAR



## Science, research and technology

Gross domestic expenditure on R&D  
% of GDP

**0.4**

(2018)

Source: UNESCO

Researchers

per 1 mn inhabitants

**734**

(2018)

Source: UNESCO

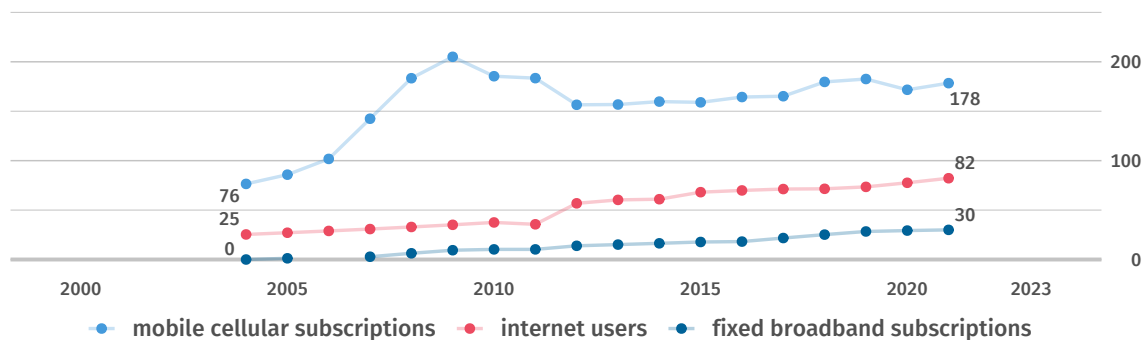
Resident patent applications  
per 1 mn inhabitants

**26**

(2019)

Source: WIPO

### Dissemination of communication technology per 100 inhabitants



2006: Missing data. Source: ITU



## Sources

EDGAR	Emissions Database for Global Atmospheric Research, European Commission
FAO	United Nations, Food and Agricultural Organization
GPP	GlobalPetrolPrices.com
ILOSTAT	International Labour Organization, ILOSTAT - Database
IMF-IFS	International Monetary Fund, International Financial Statistics
IMF-WEO	International Monetary Fund, World Economic Outlook
ITU	United Nations, International Telecommunication Union
OICA	International Organization of Motor Vehicle Manufacturers
UN Comtrade	United Nations, Comtrade Database
UNCTAD	United Nations, Conference on Trade and Development
UNDP	United Nations Development Programme
UNESCO	United Nations, Educational, Scientific and Cultural Organization
UNPOP	United Nations, Population Division
UNSD	United Nations, Statistics Division
WB-WDI	World Bank, World Development Indicators
WHO	World Health Organization, Global Health Observatory
WIPO	World Intellectual Property Organization

\* Own calculations based on the original data source.

©nanoline icons by vuuuds + Caviar-Premium Icons by Neway Lau, CreativMarket / own adaptation

Statistical country profiles on all UN Member States: [www.destatis.de/countryprofiles](http://www.destatis.de/countryprofiles)